



CITY OF SPARTA REQUEST FOR BIDS

CITY OF SPARTA **Meters for The Water Department**
6 Liberty Square **Thursday, March 30, 2023 at 2:45 pm**
P.O. Box 30
Sparta, Tennessee 38583
931.836.3248
931.836.3941 fax
www.spartatn.com

The City of Sparta Tennessee will receive sealed bids for the purchase of **Meters for the Water Department** until 2:45 p.m. on May. 10th, 2023. At that time the bids will be publicly opened and read aloud.

Purchase orders will be issued only after approved by the Sparta Board of Mayor and Aldermen.

The City of Sparta reserves the right to reject any or all bids, to waive any irregularities in a bid. The City of Sparta reserves the right to accept any part, or all of a bid, or to accept that bid, (or bids) which in the judgment of the Board of Mayor and Alderman of the City of Sparta is in the best interest of the City. The purchaser also reserves the right to require a bidder to submit evidence of qualifications as may be deemed necessary by the City Administrator.

Prices shall be provided per unit in order to allow purchase of items to be made from more than one vendor if deemed in the best interest of the City.

For further information regarding submission of a bid and to obtain bid packages, contact the City Administrator at Sparta City Hall, 6 Liberty Square, PO Box 30, Sparta, Tennessee 38583, telephone (931) 836-3248.

The City of Sparta does not discriminate based on race, color or national origin pursuant to Title VI of the Civil Rights Act of 1964 (42 U.S.C. 2000d).



CITY OF SPARTA
REQUEST FOR BIDS
Meters for the Water Department
May 10, 2023 at 2:45 pm

INSTRUCTIONS TO BIDDERS

Bids are to be addressed to the City Administrator and delivered to the Sparta City Hall, 6 Liberty Square, PO Box 30, Sparta, Tennessee 38583.

Bids must be enclosed in a sealed envelope and must be marked “**Bid for Water Dept Meters, 5/10/23**” on the front of the envelope.

All bids must be signed.

Use the Bid Form list on page 3 to provide pricing for individual items. Please complete all blanks in bid form and submit bid as instructed above.

Partial bids will **NOT** be considered.

Freight should be included in Total Bid

Please include (On a separate sheet of paper following bid form) any information on price breaks for larger quantity purchases.

CITY OF SPARTA
REQUEST FOR BIDS
Meters for the Water Department
May 10, 2023 at 2:45 pm


Line	Quantity	Description	Unit Price	Total Price
1	2	ZSU02 2 Zenner Ultrasonic Water Meter		
2	1	ZSU04 4 Zenner Ultrasonic Meter USG		
3	240	PPD02US-PP-0607 5/8x3/4 Zenner Water Meter – US Gal Poly Top, Poly Bottom		

ZENNER Stealth Ultrasonic Meters

Model: ZSU

Sizes 2" through 12"

INTRODUCTION: ZENNER Ultrasonic Meters are designed for applications where high accuracy, long life and a dynamic flow range is desired. The highly advanced, all-digital technology achieves precise measurement without any moving parts, ensuring optimum revenue without compromised performance over time. These meters are used for the measurement of both potable and non-potable clean water in commercial and industrial settings and are capable of bi-directional flow measurement. The meter design has minimal head loss, decreasing pressure complaints from customers and reducing pumping costs for the utility. An industry leading sampling rate of 8 times per second, ensures you are picking up flow changes as they occur making the ZENNER Ultrasonic Meter the most accurate commercial ultrasonic meter in the industry.



OPERATION: ZENNER Ultrasonic Meters use solid state, sound measuring technology to measure instantaneous flow and calculate cumulative flow volume. The LCD display has two rows. The first row shows total volume, where it is factory programmed for US Gallons, Cubic Feet or Cubic Meters. The second row displays additional information such as rate of flow, flow direction, remaining battery life, leak alarms, empty pipe alerts, etc. These meters are capable of ultra precise leak registration with low flow sensitivity as low as .12 GPM.

CONSTRUCTION: ZENNER Ultrasonic Meters consist of three basic components: The main housing, electronics & display package, and four transducers. The main housing is made of epoxy coated ductile iron.

COMMUNICATION: ZENNER Ultrasonic Meters have a universal communication protocol package capable of producing outputs compatible for use with Encoded systems. These meters are designed to be connected to any existing AMR/AMI system.

MAINTENANCE: ZENNER Ultrasonic Meters are engineered and manufactured to provide long-term service and operate virtually maintenance free. There are no moving parts to service. The battery pack has a standard life-time of up to 12 years and is replaceable.

CONFORMANCE: ZENNER Ultrasonic Meters are tested and comply with AWWA Standards C715 and C750. These Meters comply with the lead free provisions of the Safe Drinking Water Act and are certified to NSF/ANSI Standards 61 and 372.

INSTALLATION: ZENNER Ultrasonic Meters are designed to fit the same laying length as most standard turbine meters. With no moving parts to damage, these meters can be used safely and accurately with or without a strainer. These meters are submersible and exceed IP68 standards. These meters can be installed in any position, including horizontal and vertical.

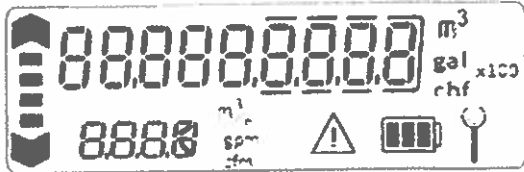
ZENNER

All that counts.


MODEL		ZSU02	ZSU03	ZSU04	ZSU06	ZSU08	ZSU10	ZSU12
SIZE		2"	3"	4"	6"	8"	10"	12"
Maximum continuous	USGPM	230	530	910	2,300	2,800	6,000	9,600
High flow rate	USGPM	230	530	910	2,300	2,800	6,000	9,600
Low flow rate	USGPM	.25	.50	.75	2.25	3.5	5.5	9
Start-up flow rate	USGPM	.12	.25	.44	1.12	1.75	2.75	4.50
Maximum working pressure	P.S.I.	225	225	225	225	225	225	225
Pressure loss at the high flow rate	P.S.I.	4.9	1.9	1.9	1.0	1.0		
Operating temperature limits	Deg. F	32 - 122	32 - 122	32 - 122	32 - 122	32 - 122	32 - 122	32 - 122
Length	Inches	10	12	14	18	20	17 3/4	19 11/16
Height	Inches	5 5/8	7 1/2	8 3/4	10 5/8	12 5/8	15 3/16	18 1/8
Width	Inches	6	7 1/2	9	11	13 1/2	16	19
Weight	Pounds	18	36	48	61	94	116	170
Number of holes per flange		2	4	8	8	8	12	12



ZSU02



ZSU04



ZSU06

ZENNER Displacement Type Magnetic Drive Cold Water Meters

Model PPD

Sizes: 5/8", 3/4", 1", 1-1/2", 2"

U.S.A. Patent US D472,835 S

INTRODUCTION: ZENNER PPD Water Meters utilize a magnetically driven, positive displacement, oscillating piston design. It is designed to measure clean potable water where flow is in one direction only in residential, commercial and industrial settings.

OPERATION: Water flows through the meter's strainer and into the measuring chamber where it drives the piston. The hydro dynamically balanced piston oscillates around a control roller, guided by a division plate. A drive magnet transmits the motion of the piston to a driven magnet located within the hermetically sealed register. The magnet is connected to a gear train which translates the piston oscillations into volume totalization displayed on the register dial face.

CONSTRUCTION: ZENNER PPD Water Meters consist of three basic components: main case, measuring chamber and a sealed register. The main cases are constructed using C89833 Brass Alloy. Measuring Chambers are constructed of a durable synthetic polymer. Bottom plates (for meter sizes 5/8" thru 1") are available in Bronze, Cast Iron or synthetic polymer. Registers are available as either direct read or electronic output.

MAINTENANCE: ZENNER PPD Water Meters are engineered and manufactured to provide long-term service and operate virtually maintenance free. The precise simple design allows for part interchangeability which reduces parts inventory. The register housing may be removed without affecting water pressure or removal of the main case.

REGISTRATION: ZENNER PPD Water Meters utilize a magnetically driven, hermetically sealed design. The sealed design eliminates dirt, moisture infiltration, and prevents fogging. The register includes a large odometer-type totalization display, center sweep hand (360°) test circle and low flow leak detection. All ZENNER Meters have electronic output capabilities for easy conversion to Automated Meter Reading. 5/8" through 1" capacities are: 10,000,000 Gallons, 1,000,000 Cubic Feet, 100,000 Cubic Meters, 6 odometer wheels. 1 1/2" and 2" registration capacities are: 100,000,000 Gallons, 10,000,000 Cubic Feet, 1,000,000 Cubic Meters, 6 odometer wheels.

CONFORMANCE: ZENNER PPD Water Meters are tested and comply with AWWA C700 and ISO 4064 performance standards. These Meters comply with the lead-free provisions of the Safe Drinking Water Act and are certified to NSF/ANSI Standards 61 and 372.

TAMPERPROOF FEATURES: Customer removal of the register to obtain free water is prevented through the use of a locking device that requires a special tool, only available to water utilities.

CONNECTIONS: These meters have been designed with ease of installation in mind through the use of built-in wrench pads on meter sizes 5/8" through 1". Tailpiece/Unions for installations of meters are available as an option for various pipe types, sizes and misaligned pipes. The 1-1/2" PPD09 and 2" PPD12 flanged meters are available with an optional 1" test port.

DISCLOSURE: Displacement meters are not recommended for use with fire suppression systems. (See AWWA Standard C700)



ZENNER

All that counts.



MODEL		PPD01	PPD02	PPD03	PPD04	PPD05	PPD07
SIZE		5/8 x 1/2	5/8 x 3/4	3/4" Short	3/4 x 3/4	3/4 x 1	1"
High Flow Rate	USGPM	20	20	30	30	30	50
Continuous Flow	USGPM	10	10	15	15	15	25
Starting Flow	USGPM	3/64	3/64	5/64	5/64	5/64	5/64
Normal Flow	USGPM	1 - 20	1 - 20	2 - 30	2 - 30	2 - 30	3 - 50
Low Flow	USGPM	1/8	1/8	1/2	1/2	1/2	3/4
Extreme High Flow (Intermittent)	USGPM	25	28	35	35	35	65
Maximum Working Pressure	P.S.I.	150	150	150	150	150	150
Maximum Temperature	Deg. F	122	122	122	122	122	122
Length	Inches	7 1/2	7 1/2	7 1/2	9	9	10 3/4
Length with Couplings	Inches	12 1/2	12 1/2	12 1/2	14 1/2	14 1/2	16 1/2
Height	Inches	4 3/4	4 3/4	5 1/2	5 1/2	5 1/2	7
Weight	Pounds	5	5	7	7.2	7.2	13

MODEL		PPD08	PPD09	PPD09**T	PPD11	PPD12	PPD12**T
SIZE		1-1/2" Female Threads	1-1/2" Flanged	1-1/2" Flanged w/ Test Port	2" Female Threads	2" Flanged	2" Flanged w/ Test Port
High Flow Rate	USGPM	100	100	100	160	160	160
Continuous Flow	USGPM	50	50	50	80	80	80
Starting Flow	USGPM	1/2	1/2	1/2	3/4	3/4	3/4
Normal Flow	USGPM	5-100	5-100	5-100	8-160	8-160	8-160
Low Flow	USGPM	1 1/2	1 1/2	1 1/2	2	2	2
Extreme High Flow (Intermittent)	USGPM	120	120	120	170	170	170
Maximum Working Pressure	P.S.I.	150	150	150	150	150	150
Maximum Temperature	Deg. F	122	122	122	122	122	122
Length	Inches	12 5/8	13	13	15 1/4	17	17
Length with Couplings	Inches	-	-	-	-	-	-
Height	Inches	7 3/4	7 3/4	7 3/4	8	8	8
Weight	Pounds	25	26	26	31	35	35

CITY OF SPARTA
REQUEST FOR BIDS
Meters for the Water Department
May 10, 2023 at 2:45 pm

Total Bid Amount _____

Estimated time/date of delivery _____

Need delivered by June 30, 2023

Company Name _____

Address _____

Printed Name _____ Phone _____ Fax _____

Signature _____

Email _____

Iran Divestment Act Tenn. Code Ann. 12-12-106

By submission of this bid, each bidder and each person signing on behalf of any bidder certifies, and in the case of a joint bid each party thereto certifies as to its own organization, under penalty of perjury, that to the best of its knowledge and belief that each bidder is not on the list created pursuant to 12-12-106.

CITY OF SPARTA
REQUEST FOR BIDS
Meters for the Water Department
May 10, 2023 at 2:45 pm

The City of Sparta does not discriminate based on race, color, or national origin in federal or state sponsored programs, pursuant to Title VI of the Civil Rights Act of 1964 (42 U.S.C 2000d)

For Title VI and IX compliance, it is requested that the following information be voluntarily disclosed and returned with your bid:

GENDER _____ Male _____ Female

RACE _____ Caucasian _____ African American

_____ Other (Please Specify)